

Level :
Beginning Workbook www.irLanguage.com

ایستگاه روزمرگی

57 موضوع مکالمات
روزمره بسیار پر کاربرد

برگرفته شده از کتاب ;
(OPD) Oxford Picture Dictionary

مؤلف : سعید شاهی



به همراه CD با فایل صوتی MP3

BCD

FO

ABC

DEFG

G

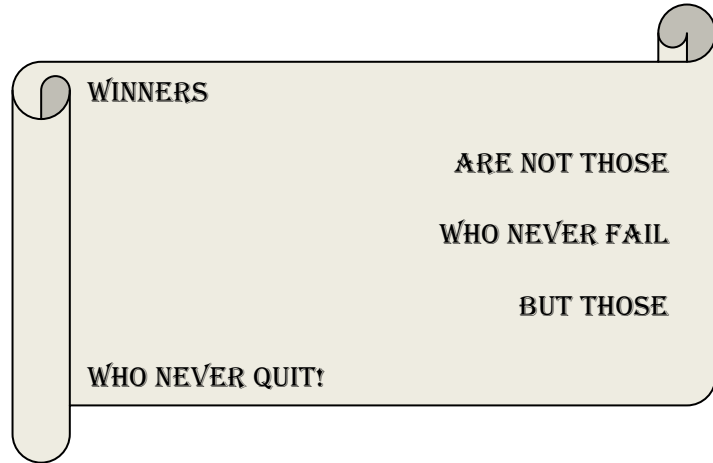


TABLE OF CONTENTS

1. A CLASSROOM	1
2. PERSONAL INFORMATION	4
3. SCHOOL	6
4. STUDYING	7
5. EVERYDAY CONVERSATION	9
6. WEATHER	10
7. DESCRIBING THINGS	11
8. COLORS	12
9. PREPOSITIONS	13
10. NUMBERS AND MEASUREMENTS	14
11. TIME	16
12. THE CALENDAR	18
13. AGE AND PHYSICAL DESCRIPTION	20
14. DESCRIBING HAIR	22
15. FAMILY	24
16. DAILY ROUTINE	26
17. LIFE EVENTS	28
18. FEELINGS	30
19. GRADUATION CEREMONY	32

20. PLACES TO LIVE	34
21. FINDING A HOME	35
22. APARTMENTS	36
23. A HOUSE/ BUNGALOW	38
24. A KITCHEN	39
25. A DINING AREA	40
26. A LIVING ROOM	41
27. A BATHROOM	42
28. A BEDROOM	43
29. A CHILDREN'S BEDROOM	45
30. HOUSEWORK	47
31. CLEANING SUPPLIES	49
32. FRUIT	50
33. MEAT AND POULTRY	51
34. DELI AND SEAFOOD	53
35. THE MARKET	55
36. CONTAINERS AND PACKAGED FOODS	57
37. WEIGHTS AND MEASURES	58
38. FOOD PREPARATION	59



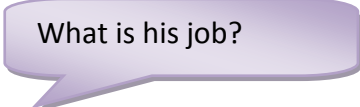
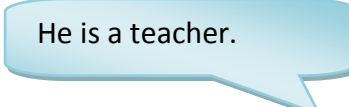
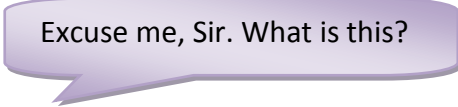

39. KITCHEN UTENSILS	62
40. FAST FOOD	64
41. A COFFEE SHOP MENU	66
42. A RESTAURANT	68
43. CLOTHING I	70
44. CLOTHING II	72
45. SHOES AND ACCESSORIES	73
46. DESCRIBING CLOTHES	74
47. DOING THE LAUNDRY	75
48. SEWING AND ALTERATIONS	76
49. THE BODY	77
50. PERSONAL HYGIENE	79
51. SYMPTOMS AND INJURIES	81
52. ILLNESSES AND MEDICAL CONDITIONS	83
53. HEALTH CARE	85
54. MEDICAL EMERGENCIES	87
55. CLINICS	89
56. MEDICAL AND DENTAL EXAMS	91
57. A HOSPITAL	92

1. A Classroom

What do you see in your classroom?

pencil(s)	notebook paper	globe(s)
pencil sharpener	dictionary	computer
pen(s)	whiteboard	chalk
marker(s)	student(s)	screen
pencil eraser	teacher(s)	overhead projector
ruler	map(s)	alphabet
spiral notebook	cassette player(s)	bulletin board
binder	DVD player(s)	bookcase

1. Listen and repeat.

- a.  What is your job?  I am a teacher.
- b.  What is his job?  He is a teacher.
- c.  Excuse me, Sir. What is this?  This is an eraser.

2. Correct this student's spelling test. (seven mistakes)

- | | |
|-------------------|-----------------------|
| 1. Computer | 2. Chakboard |
| 3. Pencil | 4. Markers |
| 5. Ruler | 6. Dictionery |
| 7. Screen | 8. Overhead projector |
| 9. Map | 10. Alfabet |
| 11. Bulletin bord | 12. Book kase |
| 13. Chalk | 14. Pen |

3. Read the examples. Make 10 more sentences.

- ✓ It is my ruler.
- ✓ Where is my ruler?
- ✓ Where is my dictionary?
- ✓ Your dictionary is over there.



4. Match the instructions with the pictures. Write the correct letters in the green boxes.


- a. Listen to me/the cassette/the DVD/the CD.
- b. Write the alphabets/numbers on the board.
- c. Erase the blackboard.
- d. Take out your book.
- e. Put it down.
- f. Pick it up.
- g. Stand up.
- h. Sit down.
- i. Please open/close your workbooks.
- j. Please answer me.
- k. Please wait for me.
- l. Go. / Don't go.
- m. Leave me alone. / Don't leave me alone.
- n. Be careful.
- o. Take care of him/her.
- p. Please take/have a seat.

5. What about you? Check the items you use in your classroom.

- | | | |
|---|--|---------------------------------------|
| <input type="checkbox"/> pencils | <input type="checkbox"/> pens | <input type="checkbox"/> markers |
| <input type="checkbox"/> pencil sharpener | <input type="checkbox"/> pencil eraser | <input type="checkbox"/> dictionary |
| <input type="checkbox"/> picture dictionary | <input type="checkbox"/> spiral notebook | <input type="checkbox"/> workbook |
| <input type="checkbox"/> textbook | <input type="checkbox"/> notebook paper | <input type="checkbox"/> binder |
| <input type="checkbox"/> ruler | <input type="checkbox"/> cassette player | <input type="checkbox"/> other: ----- |

6. Listen and repeat.

- Write the alphabet/numbers on the board.
- Take out your books/pencils.
- Write.
- Pick it up.
- Open your workbooks.
- Close your books.
- Stand up.
- (Please) sit down. / (Please) take a seat.
- Listen to me.
- Talk to me.
- Tell me. / Don't tell me.
- Erase the chalkboard, please.



2. Personal Information

1. Match the personal information words with the examples. (Practice *googling*: Check the meaning of new words in *Google*.)

ZIP code	city
area code	sex/gender
Apartment	state
Social Security number	first name
middle initial	last name(surname)
female/male	place of birth
signature	date of birth

Examples	
a.	90049
b.	<i>Tony S. bill</i>
c.	California
d.	Tony S. Bill
e.	(310)
f.	123-45-6789
g.	Los Angeles
h.	S.

2. Listen and repeat.

a.

Excuse me, Sir. Could you please spell your name?

Sure. S-A-E-I-D S-H-A-H-I

b.

Where were you born?

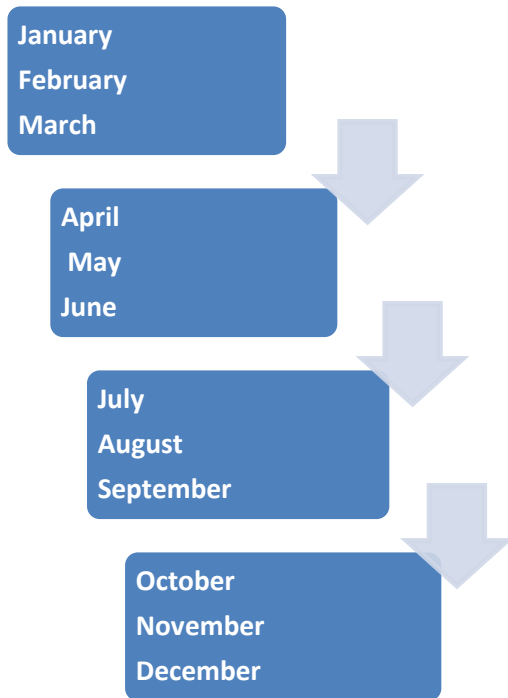
I was born in Iran.

c.

When were you born?

I was born on June 6, 1985.

Months:



3. Fill out the form. Use your own information.

Last name.....First name.....middle initial.....

Sex:
 Male
 Female

Place of Birth.....Date of Birth..... (Month/Date/Year)

Address..... Apt.

City..... State ZIP code

Telephone (.....)

Signature..... Social Security.....

3. School

1. Look at the floor plan. Complete the directory.

Directory	
Auditorium
Cafeteria
Classrooms
Library
Lockers
Rest rooms:	
Men's
Women's

2. Listen and repeat.

- Excuse me, Sir. Where is the cafeteria?
.....
- I am looking for the gym.
.....
- First floor, second floor, third floor, fourth floor

4. Studying

1. Look at the pictures. True or False?

- a. **Picture A:** The woman is dictating a sentence.
- b. **Picture I:** The men are sharing a book.
- c. **Picture K:** The group is discussing a story.
- d. **Picture P:** The students are talking with each other.
- e. **Picture Q:** The student is correcting papers.

False



A.



I.



K.



P.



Q.

2. Match the instructions with the responses. Write the number.

..... a. Ask a question. 1. Pencil.


..... b. Copy the word. 2. P-E-N-C-I-L

..... c. Say the word. 3. Pencil

..... d. Draw a pencil. 4. pence /pens/ n. (pl.) pennies.
 pencil /'pens/ n. instrument for writing or
 drawing, consisting of a thin stick of graphite
 or a similar substance

..... e. Repeat the word. 5. Pencil Pencil
 Pencil

..... f. Answer the question. 6. A pencil is something
 you write with.

..... g. Cross out the word. 7. 

..... h. Look up the word. 8. ~~Pencil~~

..... i. Spell the word. 9. What's a pencil?

3. Complete this test.

Name:..... Class:.....

1. Fill in the blanks. Use the words in the box.

in	out	up
---------------	-----	----

a. I'm fillingin....the blanks.
b. The students are lookingnew words in the dictionary.
c. The teacher is passingthe papers.

2. Cross out the word that doesn't belong.

a. help share ~~match~~
b. spell underline circle
c. draw talk copy

3. Underline the words that begin with s. Circle the words that begin with c.

read copy say share help circle check spell

CHALLENGE

Which classroom activities do you like? Which activities don't you like? Make two lists on your own paper.

5. Everyday Conversation

1. Match the parts of the conversation. Write the number.

.....a.		1.	
.....b.		2.	
.....c.		3.	
.....d.		4.	
.....e.		5.	

2. Sentences in part B are examples for sentences in part A. Read the sentences, and match each sentence in B with the related sentence in A. (Practice *googling*: Check the meaning of new words in *Google*.)

<u>A</u>	<u>B</u>
John compliments Ming.	a. Hello.
John introduces his friend.	b. Ming, this is Kim.
Ming makes sure he understands.	c. How are things?
Ming begins a conversation.	d. That's a great jacket.
Ming ends the conversation.	e. See you.
	f. Hi, I'm Ming.
	g. Good morning.
	h. Take care.
	i. Did you say Kimi?

PARC

ایستگاه روزمرگی

57

موضوع مکالمات روزمره بسیار پرکاربرد

مؤلف: سعید شاهی

توجه: کلیه حقوق برای ناشر و مولف محفوظ می باشد.
تقلید فتوکپی و نمونه برداری از جملات و مطالب کتاب ممنوع بوده و متخلفین به موجب قانون حمایت از حقوق مولفان تحت پیگرد قانونی قرار خواهند گرفت.